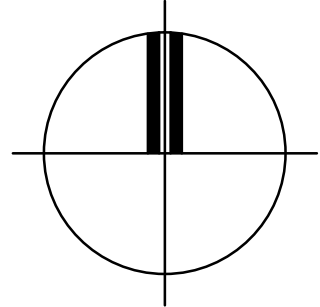


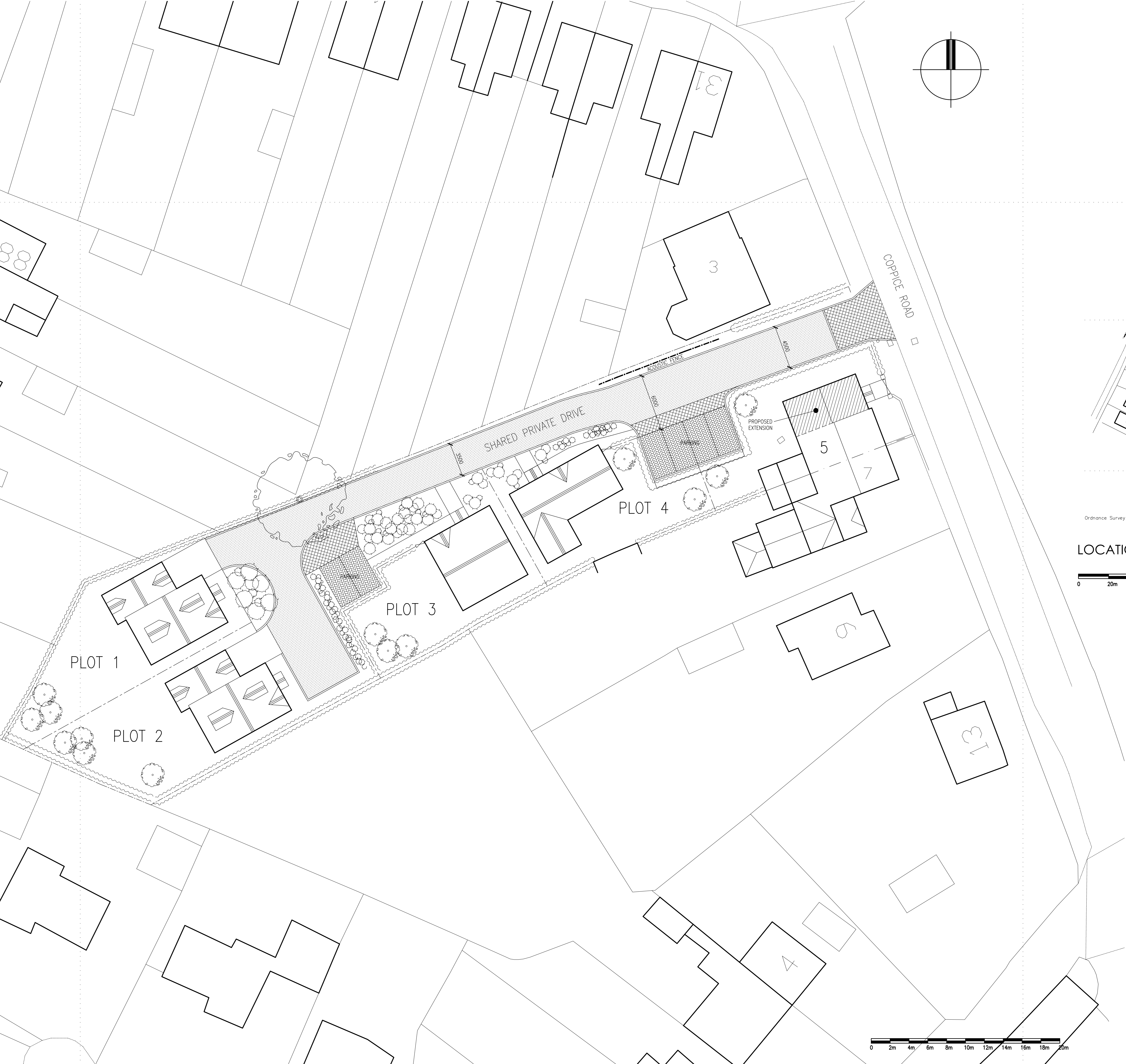
©  
THIS DRAWING AND THE BUILDING WORKS DEPICTED ARE COPYRIGHT OF THE ARCHITECTS  
AND MAY NOT BE REPRODUCED EXCEPT BY WRITTEN PERMISSION. ALL DIMENSIONS MUST BE  
CHECKED ON SITE AND NOT SCALED FROM THIS DRAWING.

REVISIONS			
LETTER	REVISION	DATE	BY
A	UPDATED TO SUIT LPA COMMENTS	26.05.16	MLT
B	UPDATED TO SUIT NEIGHBOURS COMMENTS	27.07.16	MAG

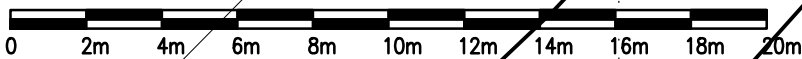


Ordnance Survey (c) Crown Copyright 2015. All rights reserved. Licence number 100022432

LOCATION PLAN 1:1250



SITE PLAN 1:200



# BOWER EDLESTON ARCHITECTS

SWEETBRIAR HALL, NANTWICH, CHESHIRE CW5 5RW  
TELEPHONE: 01270 624129 FACSIMILE: 01270 627684  
E MAIL: ADMIN @ BOWER - EDLESTON . COM  
WEB SITE: WWW . BOWER - EDLESTON . COM

PROJECT  
LAND AT 5 COPPICE ROAD, WINTERLEY

TITLE  
PROPOSED SITE PLAN &  
LOCATION PLAN

SCALE 1:200 & 1:1250 @ A1  
DATE JAN 2016  
DRG.No 6584 06

DRAWN BY  
STAGE  
REVISION B